


HEAVY DUTY SLURRY PUMPS

K-G™ DREDGE AND GRAVEL PUMP



DESIGNED TO PUMP EXTREMELY AGGRESSIVE SLURRIES WITH A WIDE PARTICLE DISTRIBUTION

KETO PUMPS VERSATILE SOLUTIONS

Capable of handling large particles at consistently high efficiency, resulting in lower costs. Casing is designed with a large volume internal profile to reduce associated velocities which prolong component life. Designed to pump extremely aggressive slurries with a wide particle distribution.


With a range of genuine KETO parts and different material combinations K-G™ Dredge and Gravel pumps have the versatility to ensure the most appropriate pumping solution can be provided for any given application.

TECHNICAL DATA

- **Range from:** 100 mm (4") to 250 mm (10")
- **Flow rates to:** 1,725 m³/hr (7,595 USgpm)
- **Total head to:** 60 m (196 ft)
- **Pressures to:** 1,400 kPa (203 psi)
- **Material options:** chrome iron
- Specialist materials available on request for highly acidic or caustic duties

TYPICAL APPLICATIONS

- Large particle applications
- Dredging
- DMS circuits
- Sugar beet
- Sand reclamation
- Suction hopper dredging
- Slag granulation
- Barge loading



KETO K-G™ DREDGE AND GRAVEL PUMP

- FEATURES & BENEFITS

1 HEAVY DUTY BASE

- Heavy duty one piece frame with lifting points for easy maintenance

2 K-IBA™ HEAVY DUTY BEARING ASSEMBLY

- Easy to maintain cartridge style bearing assembly
- Modern bearing seals for increased reliability
- Patented grease and oil flinger allows a simple choice of oil or grease lubrication
- Bearing assembly can be replaced in-situ
- Various material options available including carbon steel and stainless steel

3 PUMP VOLUTE

- Heavy duty casing designed to minimise internal velocities resulting in greater efficiency and prolonged wear life
- Simple flanged volute easily assembled to the pump frame

4 SEGMENTED VOLUTE CLAMP RING

- Rings require minimal maintenance time and cost
- Allows casing rotation to any required angle, removing the need for expensive high wearing bends

5 SINGLE PIECE SLEEVES

- Single piece allows for easy maintenance and removal
- Sleeves are available in ceramics or metal, including our solid Karbide™ shaft sleeve for long wear life
- Extended replacement intervals
- O-ring seals protect from abrasive/corrosive contaminants
- Expanded sealing options

6 IMPELLER


- Impeller pump out vanes reduce gland pressure and improve efficiency with reduced circulation at inlet side

7 K-ISS™ MECHANICAL SEAL (EXTERNAL FLUSH)

- Mechanical seal situated in clean water, not in contact with slurry, significant reduction in wear and reduced inventory
- Requires less maintenance than other sealing options
- Fitted with a flow control valve, low water consumption, available in both single and double seal options
- Hydrocarbon free (gland water barrier fluid)

8 POLYCARBONATE WINDOW BELT GUARD

- Tool free inspection
- Transparent case allows for easy maintenance and inspection of belt condition



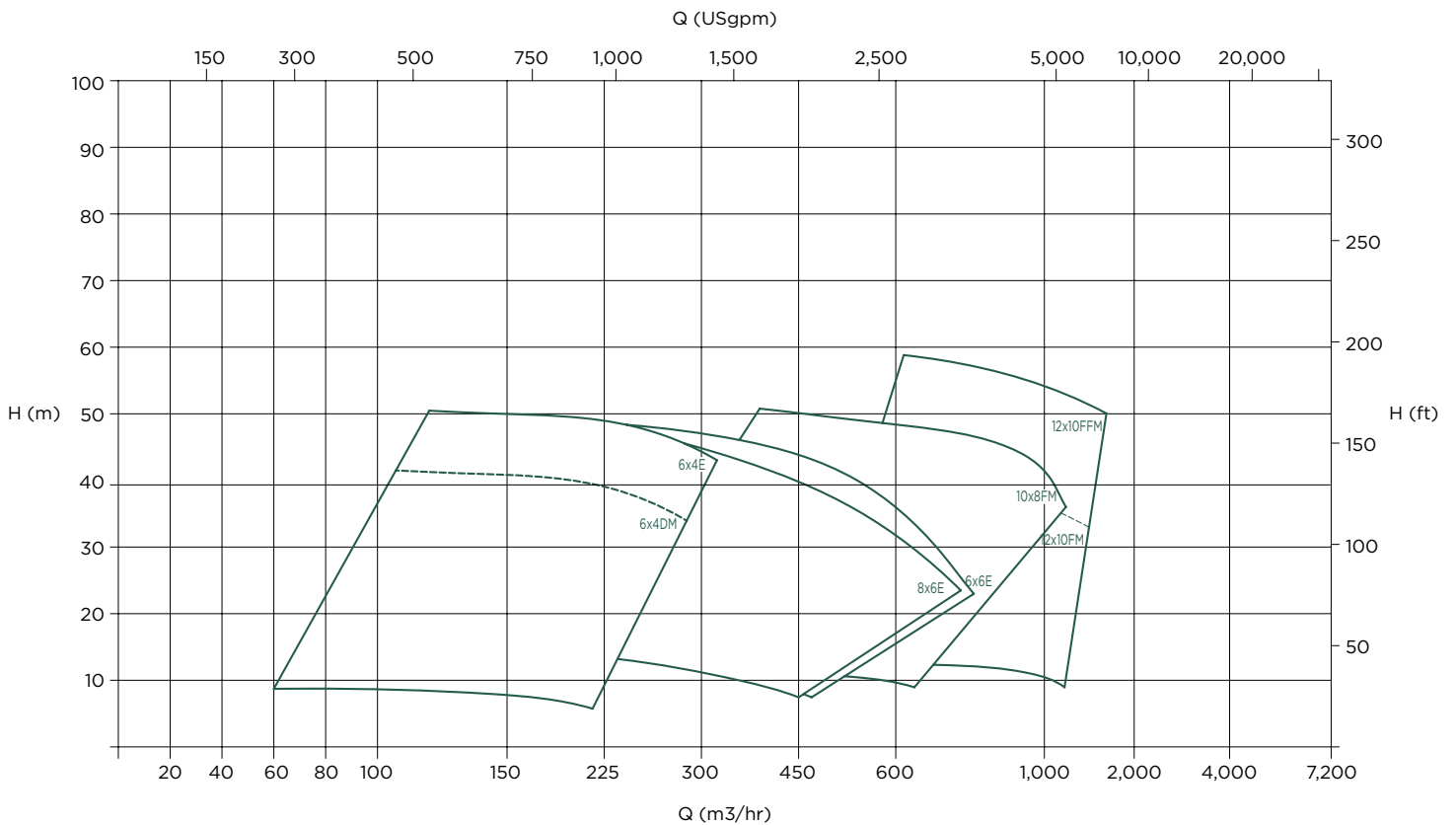
KETO Pumps offer a wide range of configurations allowing the pump to be tailored to a specific application

WET END MATERIALS	BEARINGS	SEAL ARRANGEMENT
Choice of: <ul style="list-style-type: none"> • W105 27% Chrome • Specialist materials on request 	Choice of: <ul style="list-style-type: none"> • K-IBA™ heavy duty • Light duty 	Choice of: <ul style="list-style-type: none"> • K-ISS™ mechanical seal • Packed gland • Expeller seal

*Standard range shown above, specialist engineered units are available on request.

STANDARD HYDRAULIC RANGE CHART


K-G™ DREDGE AND GRAVEL PUMPS RANGE COVERAGE CHART



DRIVE ARRANGEMENTS

CR/CL DRIVEN

- For applications where height or overhead spaced is limited



CV DRIVEN

- For applications where floor space or area is limited



ZV DRIVEN

- Used in installations where the selected motor is too large to be CV (overhead) mounted



Infinite discharge flange orientations available on all K-G™ drive arrangements

FOR MORE INFORMATION PLEASE VISIT KETOPUMPS.COM
OR EMAIL INFO@KETOPUMPS.COM
OR CONTACT US AT ONE OF THE FOLLOWING LOCATIONS

AMERICAS

Email:
americas@ketopumps.com

Jacksonville, FL
Tel: +1 904 404 7169

Tucson, AZ
Tel: +1 520 579 6467

Bakersfield, CA
Tel: +1 661 393 8441

Salt Lake City, UT
Tel: +1 801 972 4372

AUSTRALASIA

Email:
australasia@ketopumps.com

Henderson, WA
Tel: +61 8 9494 8400

ASIA

Email:
asia@ketopumps.com

Beijing, China
Tel: +86 10 6598 9539

AFRICA

Email:
africa@ketopumps.com

Johannesburg, South Africa
Tel: +27 86 100 5386

Middelburg, South Africa
Tel: +27 13 246 1970

EUROPE OMIM LTD

www.omim-bg.com

Email
office@omim-bg.com

Sofia, Bulgaria

Tel: +3592 967 02
06
Fax: +3592 967 02
09

KETO pumps reserves the right to incorporate our latest design and material changes without notice or obligation. Copyright © 2018 KETO Pumps

